

RULES OF GOLF GOVERN ALL PLAY, EXCEPT WHERE MODIFIED BY LOCAL RULES

NON-METAL SPIKE FACILITY/NO CLEATED SHOES ALLOWED

REPAIR ALL BALL MARKERS ON GREENS & RAKE BUNKERS

USE SAND MIX FROM GOLF CART TO FILL DIVOTS

OB: BOUNDARY FENCE AND CART PATH ONLY

KEEP CARTS OUT OF NATIVE AREAS

NO 5-SOME'S ALLOWED







CITY OF SANTA FE

Marty Sanchez Links de Santa Fe

EXECUTIVE COURSE



MAP LEGEND

-  RESTROOMS
-  PRO SHOP
-  RESTAURANT
-  DRIVING RANGE
-  PUTTING GREENS
-  SHORT GAME PRACTICE AREA

THANK YOU FOR KEEPING UP WITH THE GROUP IN FRONT OF YOU
PACE OF PLAY FOR 9-HOLES IS 1 HOUR

a Baxter Spann
DESIGN



HOLE	GOLD	BLACK	BLUE	WHITE	RED					PAR
1	145	130	120	115	105					3
2	175	150	130	125	110					3
3	165	155	135	115	95					3
4	155	130	110	100	90					3
5	170	140	130	120	90					3
6	125	115	105	100	80					3
7	190	155	135	110	90					3
8	185	165	135	120	105					3
9	355	335	320	295	265					4
TOT	1665	1475	1320	1200	1030					28

DATE

SCORER

ATTEST